

台北市立中正國中 107 學年
交通安全教育融入領域教學設計

領域別: 語文 - 英語科

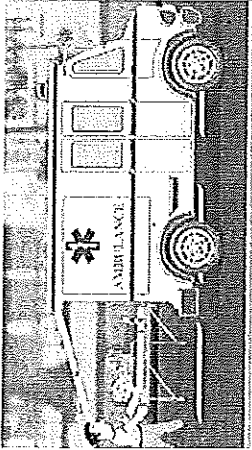


版本	翰林佳音版	年級	八年級'	單元 / 活動名稱	U8 We Will Go by Plane	
設計者	張迎真	教學/ 活動時間	45 分鐘	實施對象	820 (32 人, 英語能力中間偏高)	
教學構思	藉由使用不同交通工具至各地, 結合交通安全議題, 讓學生認識並實踐在公共場合的行人安全規範。					
交通安全教育指標	1.					
教學目標	1. 能使用不同搭乘交通工具的表達方式 2. 在不同的交通工具搭乘場域, 能了解乘客應有的安全規範 3. 能實踐日常生活中的行人/乘客的交通安全守則					
教學資源	課本、學習單、筆電、自編講義					
具體活動目標	教 學 活 動			時間/ 分鐘	教學資源	學習效果 評量
以戲劇表演對話複習句型 練習句型替換 合作學習, 回饋省思	1. Warm up Students read out the dialogue on pp. 94-95 Acting out the dialogue in groups			5	課本 pp.94-95	Able to act out dialogue content
	2. Presentation 1 Tr show PPT to encourage Ss to say out loud how to get to a place via certain transportations - What do you see on the PPT - Airplane - Good! To Japan - They go to Japan by plane. - And it means? - They take the plane to Japan. -			8	筆電 PPT	Able to use U8 sentence patterns
	3. Presentation 2 Tr hands out the worksheet. - Please write the names of the transportations and talk about what you do when you see them around. - Ss discuss in groups (4 in a group)			5 5	學習單 分組討論	Group working, thinking, sharing, and

	<ul style="list-style-type: none"> - What is the 1st transportation's name? - Ambulance! - What do you do when you see it coming? - Stop the car/ bike. - Tr: Usually we say "pull over the car because we don't just stop the car in the middle of the road. Car drivers would yeild(讓出)the way to the ambulance or the fire engine. <p>Video 1</p> <p>Go on talking about your idea. Group 3?</p> <ul style="list-style-type: none"> - Very often we are the passengers in a car. Let's talk about what you do before you get out of the car. - Watch out for the passenger/ cyclist coming from the blind side of the car. <p>- Video 2</p> <p>4. Wrap up</p> <p>Take out the handout and turn to p. 27. Check work and give assignment for the day.</p>	<p>10</p> <p>10</p> <p>2</p>	<p>筆電 Youtube 影片 *2</p> <p>自編講義</p>	<p>feeding back</p>
--	--	------------------------------	-------------------------------------	---------------------

B3 U8 Worksheet — Road safety tips

Class: _____ No: _____ Name: _____

Please find the names of the transportations and talk about what to do when you see them.

		Their names	What you do when seeing them?
1.			
2.			
3.			
4.	